




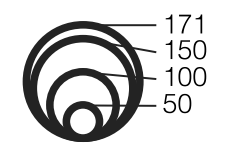
Service Area Analysis

PCT Dataset
Commuting

LEGEND

Active Travel into Northampton 28D

-  Foot
-  Cycling
-  Other


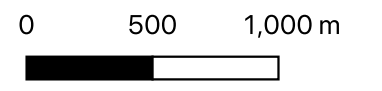
 Scaled relative to the number of commuters
171
150
100
50

Contains public sector information licensed under the Open Government Licence v3.0.

Scale: 1:30,000 at A3

CRS: EPSG:27700

Date: 31 October 2022



473000 474000 475000 476000 477000 478000 479000 480000 481000

262000
261000
260000
259000
258000
257000
256000
255000

262000
261000
260000
259000
258000
257000
256000
255000

473000 474000 475000 476000 477000 478000 479000 480000 481000