

Volunteer Police Cadets Annual Census 2021

Presentation to the VPC Strategic Board, Thursday 6th May,
2021

Dr Iain Britton, Dr Matthew Callender, Kath Cahalin



Institute for
Public Safety
Crime and Justice

The annual census process

- Since 2015, data has been gathered annually at a national level across the VPC
- There are now seven years of this annual data available, showing trends as the programme has developed across police forces

- The census questionnaire was sent out to force leads and completed, covering basic data on:
 - Number of Cadets and Cadet Units
 - Demographics, gender and diversity, and vulnerability of Cadets
 - Numbers of Mini Police and Mini Police schools
 - Cadet Leaders

- Some small/remaining gaps in returns, but generally the census shows a complete picture
- Due to Covid-19, the census wasn't completed in 2020, so this round of the process has covered data for both 2020 and 2021

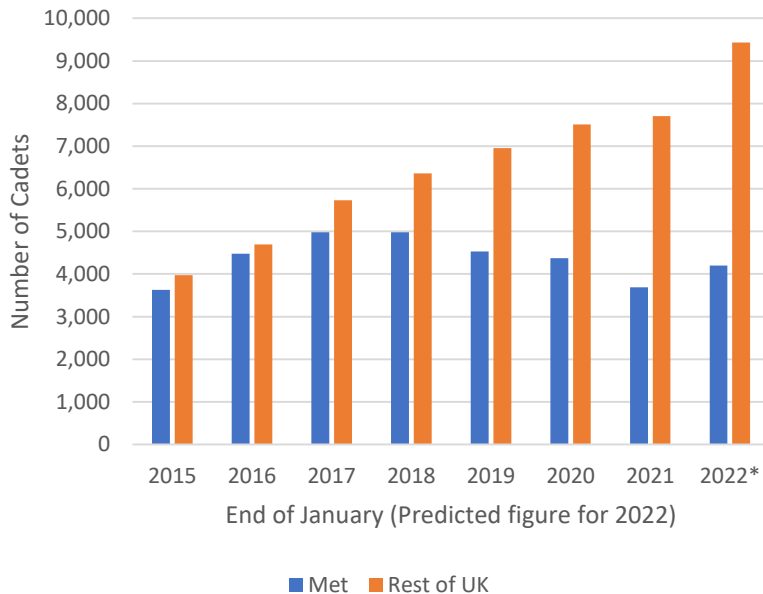
Overall number of Cadets

- **11,397* Cadets** (broadly stable over past 2-3 years)
- Some shrinkage of VPC numbers in the Met since 2019, down -18.5%
- Some growth in the rest of the UK outside of Met, up +10.8%
- Mixed picture across forces
 - Growth: Beds, Cambs, Dyfed-Powys, Humberside, Kent, Notts, S Yorks, W Yorks, Warks
 - Shrinkage: Cheshire, GMP, Merseyside, A&S, Herts, N Wales, Derbyshire
- There is a need for caution that this census will likely underestimate real scale of fall off during Covid-19

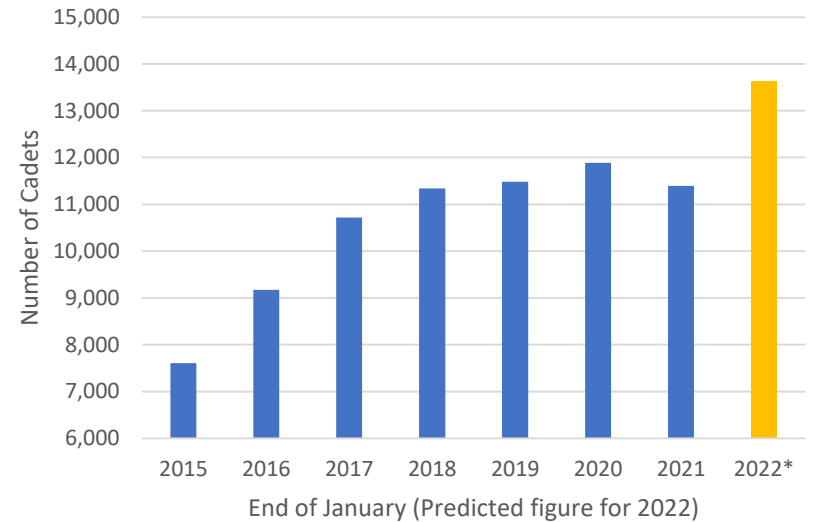
NUMBER OF CADETS

11,397 Cadets

Number of Volunter Police Cadets -
Metropolitan Police and Rest of UK



Number of Volunteer Police Cadets

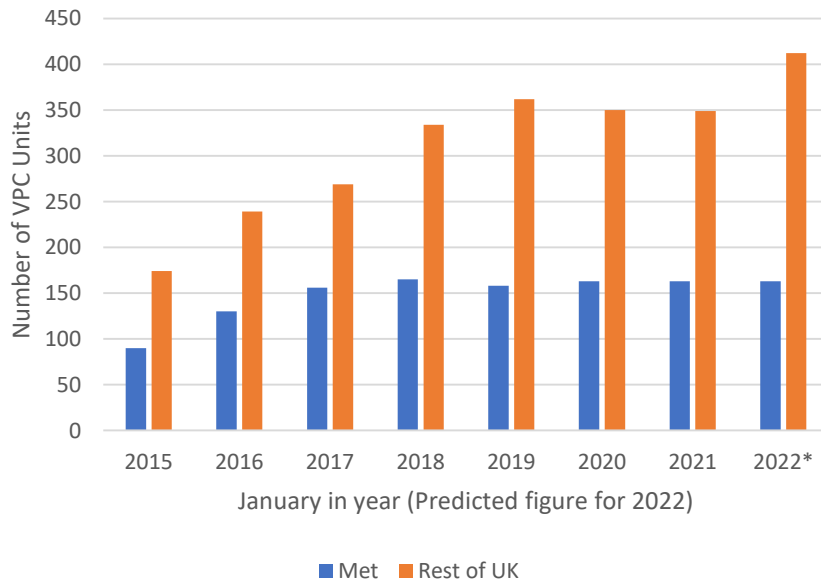


Year	Headcount	% Change
2015	7,606	
2016	9,171	20.6
2017	10,715	16.8
2018	11,336	5.8
2019	11,484	1.3
2020	11,883	3.5
2021	11,397	-4.1
2022*	13,632	19.6

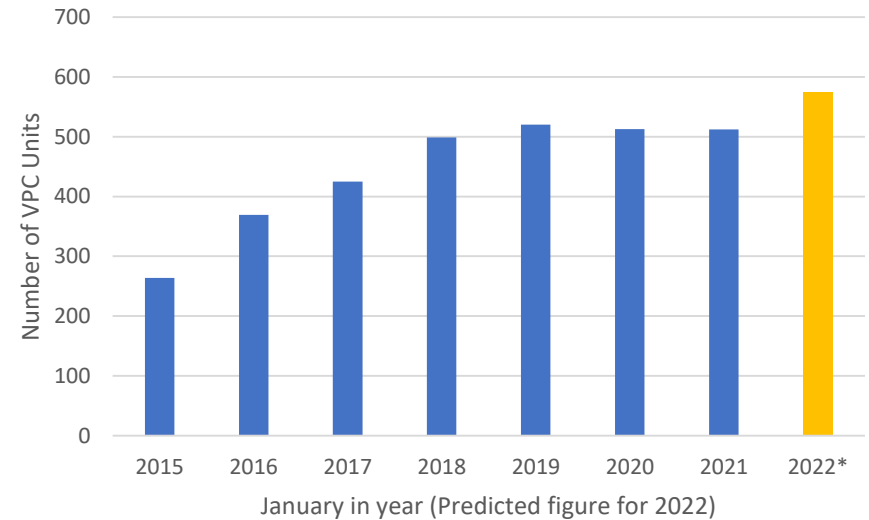
NUMBER OF CADET UNITS

512 Units (Broadly stable)

Number of VPC Units - Metropolitan Police and Rest of UK

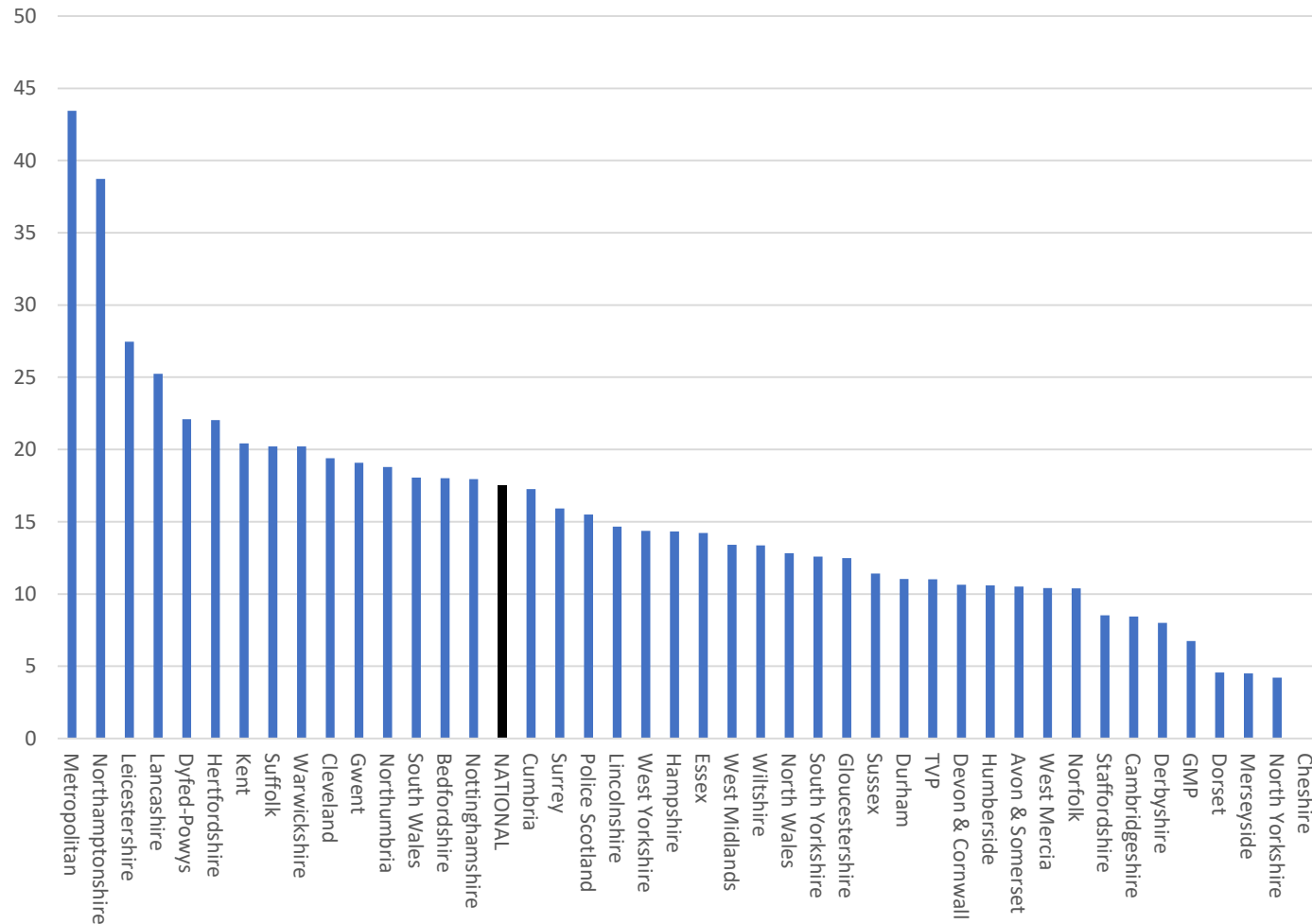


Number of VPC Units



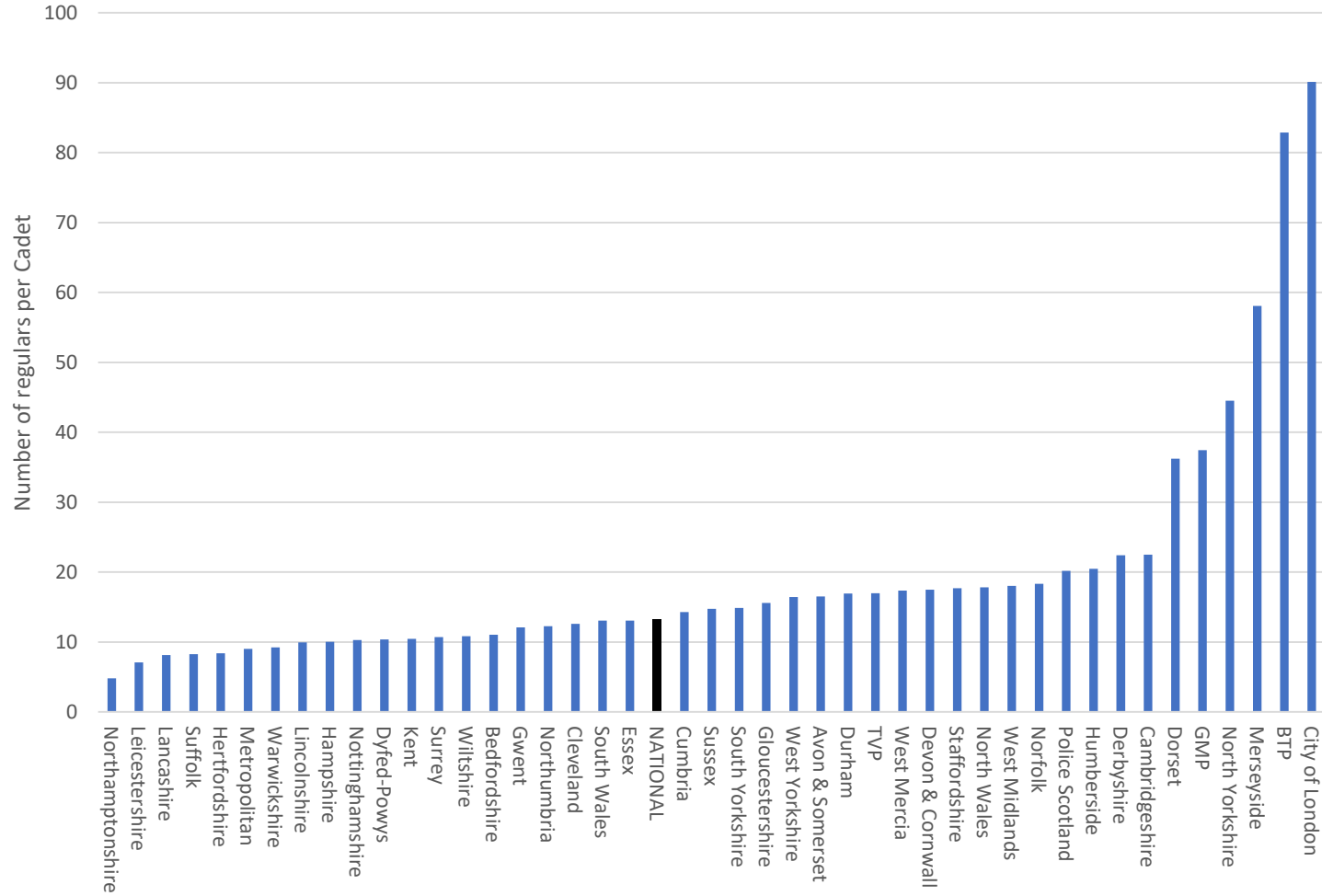
Year	All	Met	Rest of UK
2015	264	90	174
2016	369	130	239
2017	425	156	269
2018	499	165	334
2019	520	158	362
2020	513	163	350
2021	512	163	349
2022*	575	163	412

Volunteer Police Cadets per 100k population



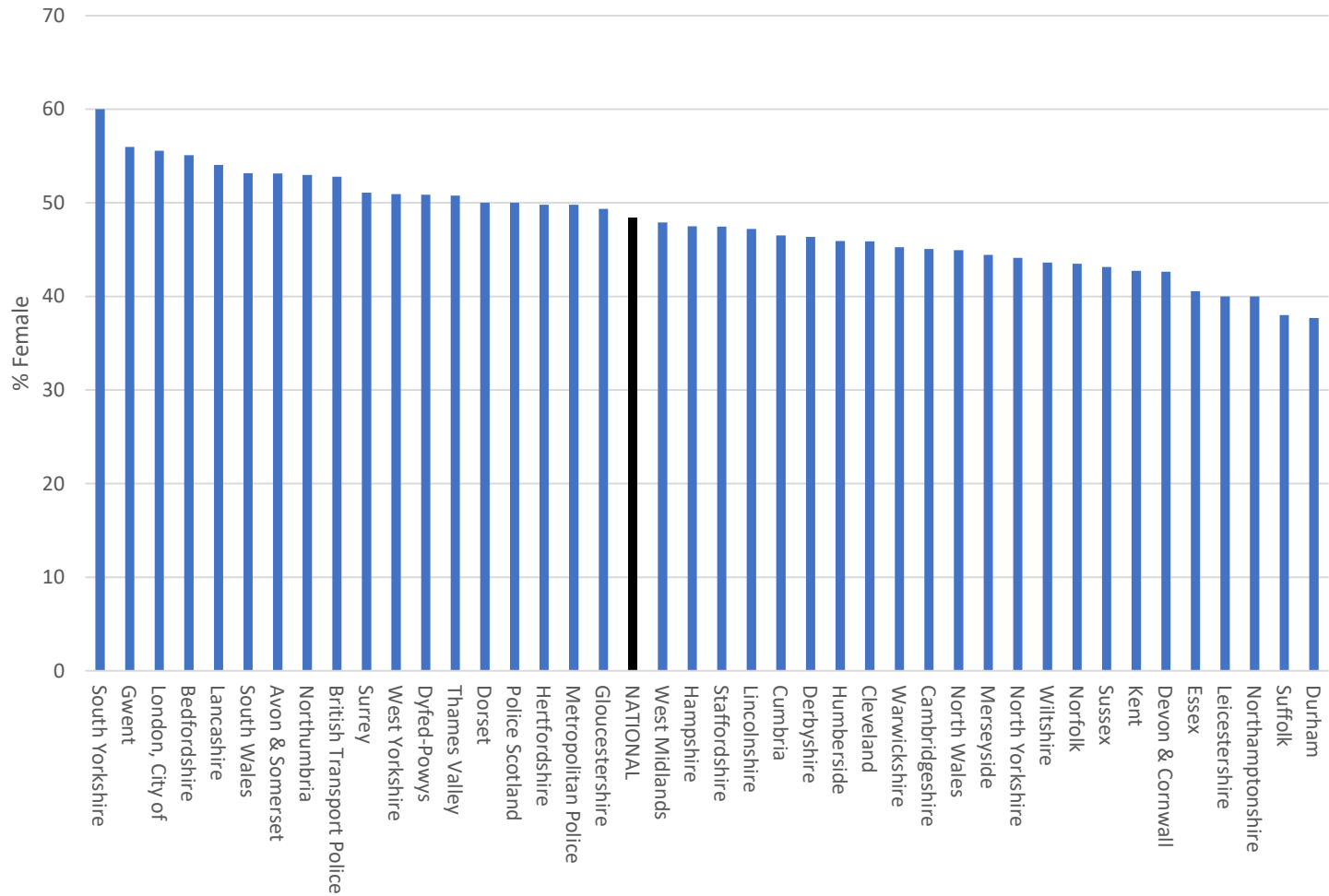


Ratio of Regular police officers per Volunteer Police Cadet





Proportion of Female Cadets



Diversity of Cadets

- 24.5% BAME (Compares to 27.2% in 2019, the slight fall seems due entirely to different geographical distribution, with a smaller proportion of VPC within London)
- Data missing for 23% of Cadets, 10 forces. This is a serious strategic data issue which needs to be addressed.
- BAME Cadets are concentrated in a relatively small number of police forces:
 - **Met** – 1,625 (72.5%) of the 2,239 BAME Cadets nationally
 - 44.1% BAME for Met VPC, (40.2% population, 15.5% regs, 31.2% SC)
 - **West Midlands** – 174
 - 47.8% BAME for W Mids VPC, (30% population, 11.6% regs, 29.9% SC)
 - **Other significant numbers in :** Kent (70), Lancashire (60), Surrey (32), Notts (30), Herts (26), TVP (20), Bedfordshire (20), Warwickshire (20), Northants (19)

Disability and Vulnerability

- Significant missing data
- 13 forces missing disability data, 12 forces missing vulnerability data
- 290 Cadets identified as having a disability
- 1,101 Cadets identified as being vulnerable
- Both these figures will be a significant undercount of the reality across forces

Mini Police

- **18 active forces**

- Gwent, North Wales, Wiltshire, Devon & Cornwall*, Avon & Somerset, TVP, Suffolk, Herts*, Warwickshire, Nottinghamshire, Lincolnshire, Merseyside, Cumbria, Cheshire, South Yorkshire, Northumbria, Durham, Cleveland
- Leicestershire & Kent considering?

- **494 schools**

- **8,048* Mini Police**

- In 2019: 16 forces, 488 schools, 6,517 Mini Police

- By 2022: Growth plans for an additional 102 schools, with plans to grow into new schools in 12 different force areas

Leaders (Data still being worked upon...)

- 2,867* leaders/staff
- 975 police officers – 60 FT paid, 385 PT paid, 530 own time
- 224 PCSOs – 12 FT, 92 PT, 120 own time
- 226 police staff – 39 FT, 26 PT, 161 own time
- 163 Special Constables
- 1,180 PSVs, 104 other volunteers
- 111 FT paid
- 503 PT paid
- 2,258* volunteers (it may be that there is a small degree of double-counting within the volunteer leader numbers)

Overall numbers

- 11,397 Cadets
- 512 Cadet Units

- 8,048 Mini Police
- Mini Police in 16 forces, 494 schools

- **19,445** young people engaged across the VPC programme as a whole

- 2,867 Cadet leaders/staff
- 111 FT paid, 503 PT paid, 2,258 volunteers



Institute for
Public Safety
Crime and Justice

Thank you

Please keep in touch:

Dr Matthew Callender, Research Lead, IPSCJ

matthew.callender@northampton.ac.uk

@MattCallender1

Institute for Public Safety, Crime and Justice
University of Northampton (Waterside Campus)
Waterside Campus
University Drive
Northampton
NN1 5PH
Tel: 01604 893304