

Xerte Toolkits is a free browser based suite of tools used to create interactive online resources.

End-users participate in online activities on their device.

The Xerte resource can be: An e-learning package; an information resource; a visual online tutorial; a Special Interest Learning Object; a story; a knowledge check resource etc.

Jack
4. Menu

Welcome to Jack's story.
Navigate part 1 to part 5 in sequence to read Jack's dilemma.

44% COMPLETE 4 / 9

Moving Forward Session 1
Graduate Attribute Framework - the Northampton definition

We have developed a graduate attributes framework model which is unique to Northampton and is what we believe will help you develop your employability. The University of Northampton is committed to developing knowledgeable graduates, who are socially responsible, digitally proficient and highly employable global citizens - the Changemakers of the future.
Click the button with two arrows in a circle to flip the card and find out more about each section of the Graduate Attribute Framework model.

Card 1 of 6

1% COMPLETE

PowerPoint in Xerte
view the powerpoint

4 / 5

Jenny's Story
14. Reflection 3

What are the possible impacts upon Jenny's role and identity?
What sort of impact do you think that the news of needing more major surgery have on Jenny and later the decision to retire early from her teaching career because of her physical health?
What is significant to you about Jenny's narrative?

Jenny's case
Reflection

Write your reflection in the text area below

00:00 00:25 14 / 20

5WK1018 Stage 7
6. Who can support Fred to re-establish a positive relationship with his family?

Click on the highlighted titles listed below to find out:

- Key Worker
- Resettlement Worker
- Social Worker
- Advocacy Services

Advocacy Services
Advocates work independently of organisations such as The National Health Service to represent the needs and wishes of people who might be vulnerable such as those with long term physical or mental health problems, substance misuse issues or homelessness.

00:00 01:50 6 / 13

Statistics
Content

- Types of Data
- Measures of Central tendency
- Measures of Dispersion

1 / 7

More examples of Xerte - use different page types for different purposes.

Evaluating Literature CRAAP

Introduction

Evaluating sources and the questions you need to ask to effectively evaluate information.


Learning outcomes

After completing this activity, you should be able to:

- demonstrate an understanding of why it is important to evaluate sources
- list questions to ask when evaluating sources

Duration

This activity should take you around 15 minutes to complete.



Navigation icons: back, forward, search, and a progress indicator showing 1/7.

Multiple choice destination

Multiple choice quiz

You will decide on having a warm holiday destination.

Which country has a cold climate?

- Spain
- Iceland
- Dont know

Confirm

Navigation icons: back, forward, search, and a progress indicator showing 1/5.

Learning remotely

1. Introduction

Aims and Objectives

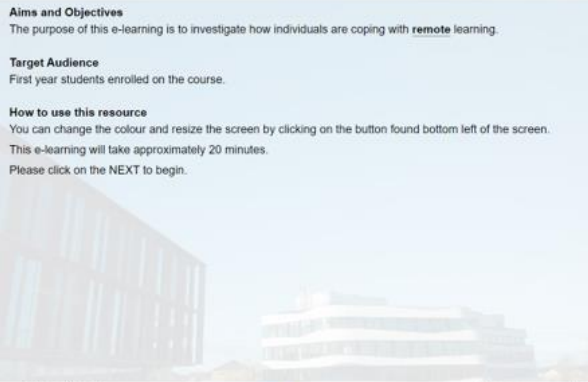
The purpose of this e-learning is to investigate how individuals are coping with **remote** learning.

Target Audience

First year students enrolled on the course.

How to use this resource

You can change the colour and resize the screen by clicking on the button found bottom left of the screen. This e-learning will take approximately 20 minutes. Please click on the NEXT to begin.



Navigation icons: back, forward, search, and a progress indicator showing 25% COMPLETE and 1/5.

Variables - test your mathematics

Quiz with variables

Calculation

[Try again](#)

Question 1 of 2

$4+45+20=?$

- 69
- 4
- 45

Submit Next Restart

Time remaining: 2 seconds

Navigation icons: back, forward, search, and a progress indicator showing 1/2.

Introduction to Anatomy and Physiology Learning Resource

Introduction to Anatomy and Physiology Learning Resource

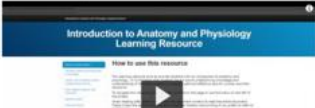
created by Alison Power (Senior Lecturer in Midwifery)

How to use this resource

- The Study Systems and introduction to Physiology
- Cardiac and Circulatory Systems (Cardiovascular System)
- Cells, transport systems, fluid movement
- Digestive System
- Endocrine System
- Genetics
- Immune System

How to use this resource

Introductory Video




Navigation icons: back, forward, search, and a progress indicator showing 1/5.

Video instructions on how to set up a fish tank

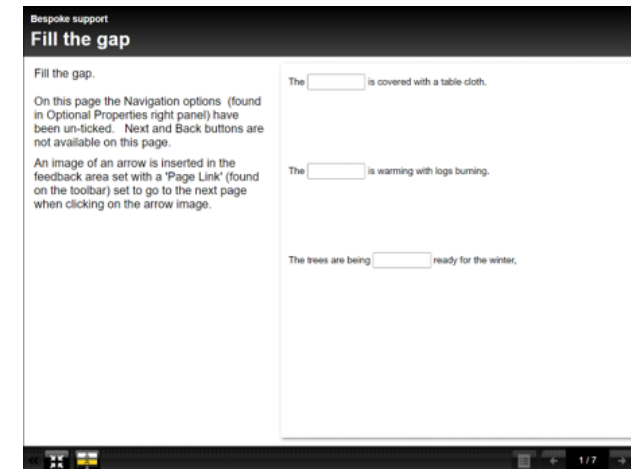
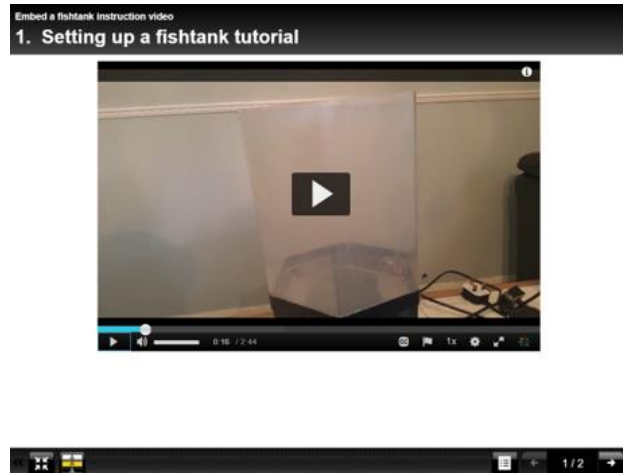
Video tutorial

Follow the steps in the video to set up a fish tank.



Navigation icons: back, forward, search, and a progress indicator showing 1/2.

More examples of Xerte



It is the **design** of the Xerte within the **context** of the subject matter which will determine the success of the resource.

Benefits – quotes from colleagues

Karen Brasher Senior Lecturer says: “Xerte has enabled me to provide factual information in advance of taught sessions in a variety of different ways, including interactive activities, video clips and games.”

Anne Misselbrook says: “Students can participate in a structured simulation of a practical subject.”

A Senior Lecturer from the Faculty of Health, Education and Society says: “The story of Fred, which is an e-learning resource, has enabled me to show how interprofessional and health organisations can work together.”

Sheryl Mansfield, Learning Development Tutor says: “The objective was to assess the effectiveness of the flipped approach in delivering academic skills. Overall the academic confidence improved in nearly a third of all students for each e-tivity.”

The Changemaker Hub team UoN – uses Xerte online to replicate what will have been delivered to your [the students] course in-curriculum by a member of the Changemaker Hub team, eg Graduate Attribute Framework.

Peter Stuart Senior Lecturer says: “This project aims to take two discreet aspects of end-of-life care and deliver them as using professional artistry principals and Active Blended Learning.” Extract from the Learning Enhancement and Innovation Bids 2019-20