

Using Escape Rooms for Student Inductions – Implications for Online Delivery




**Kate Coulson
James Bywater
Paul Rice**

Contents

- What is 'Open the Box'
- Evolution of 'Open the Box'
- How 'Open the Box' can be adapted
- Thoughts for 2020/21

Student Inductions



April 2019

- 5 groups (19 students) took part in 1 day
- Students solved puzzles in the Learning Hub and physically had to 'open the box'
- Feedback was very positive



'OPEN THE BOX' A Student Induction Experience





Team Members: Kate Coulson, Ernieford Barrett, James Bywater, Paul Rice

Introduction

During welcome week in 2018/19 Learning Development delivered sessions to 2180 first year students (125 workshops) as part of the integrated learning sessions. This project will evaluate an alternative way of introducing first year students to the services provided by Learning Development and the environment the Learning Hub has to offer.

Method

This activity used the model of solving puzzles, finding clues, and deciphering codes to deliver academic skills to students in a creative, innovative, and engaging manner. The purpose of the activity was to guide students to discover the key induction material for both the Learning Hub and Learning Development for themselves. Five groups of midwives, 19 students who enrolled in April 2019, took part in the activity. Focus groups were undertaken to inform the research team of the best way to deliver sessions in the future.



Results

Students identified the activity as enjoyable and an exciting introduction to the Learning Hub. Although all of these students volunteered for the activity the consensus was this should be compulsory for all students. The challenges were pitched at an appropriate level of difficulty, although some students did suggest that they would like the tasks to be longer and more involved. In terms of a more formal induction, the students overwhelmingly preferred the 'open the box' activity. One surprising outcome for the research team was that the students had not realised the spaces, and books, are available on all floors of the Learning Hub. Overall the results were positive and they reported that they were confident using the Learning Hub and the resources within it in their future studies at Waterside Campus.

- "...I didn't even know there was a fourth floor."
- "I feel like I'm already engaged..."
- "If it was a big group and someone just kind of pointing at books it will be like this is where that is, this is where that is, I'd just kinda think like okay I'll just figure it out for myself later."
- "I would much prefer it this way..."



	Teams	Times
1	Hedgehog	19 mins 12 secs
2	Fram	24 mins 43 secs
3	Flat 17	26 mins 4 secs
4	No Idea	27 mins 9 secs
5	Mighty Midwives	29 mins 45 secs

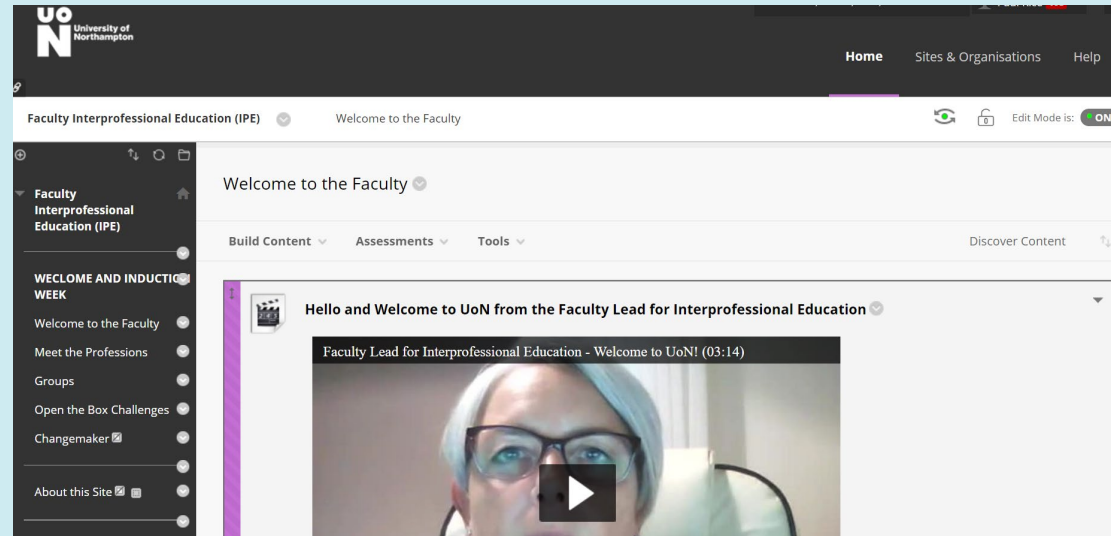


The Problem! (MAY 2019)



September 2019

- 260 students took part in 1 day
- Students solved puzzles on the Waterside Campus and had an online 'open the box'
- Feedback was very positive



[https://nile.northampton.ac.uk/webapps/blackboard/content/listContentEditable.jsp?content_id= 5512256_1&course id= 106539_1](https://nile.northampton.ac.uk/webapps/blackboard/content/listContentEditable.jsp?content_id=5512256_1&course_id=106539_1)

Results

Before commencing the activity 102 out of 130 students (78.5%) stated they were happy or excited to take part in the activity suggesting these types of activities are appealing and engaging for students.

After completing the activities, the number of students who said they were now happy or excited increased to 120 students (92.3%) suggesting the IPEOTBC had been successful in meeting the students' expectations and moreover changing the emotions of students who were initially more anxious.

Results

Was the IPEOTBC a useful tool for student inductions?

Questions	Mean (sd)
Q1. I feel prepared to navigate my way around campus	4.09 (0.61)
Q2. I feel prepared to use the library	3.64 (0.80)
Q3. I feel prepared to use NELSON	3.34 (1.05)
Q4. I feel prepared to use the SkillsHub	3.55 (0.92)
Q5. I enjoyed working in a team during the activity	4.35 (0.74)

Results – qualitative positives

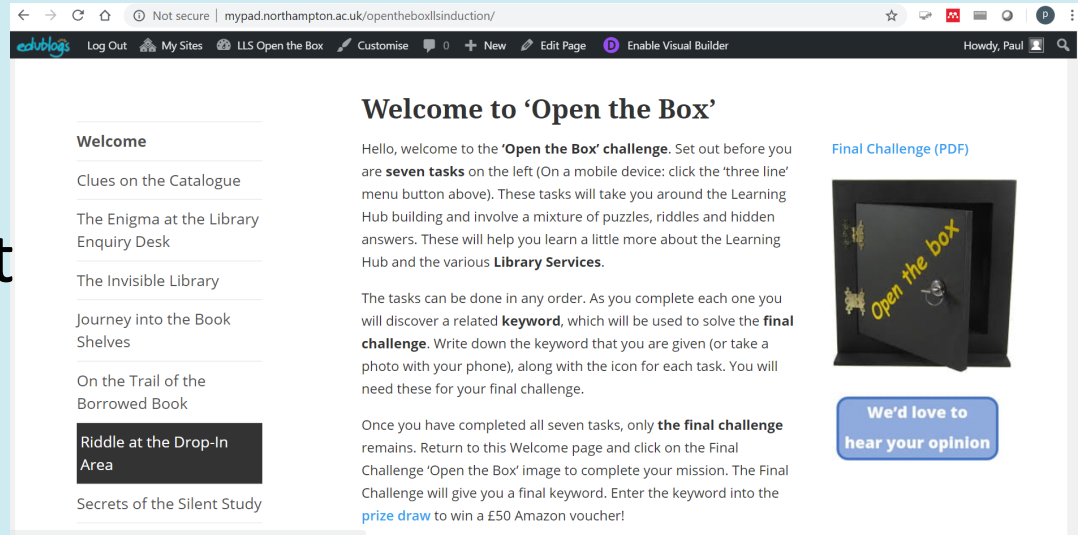
I really enjoyed meeting new people and now feel less worried about making new relationships with other care professionals

I really enjoyed working with the rest of the team, meeting people that weren't on my course is good. You expand your college base and get more familiar faces to help you feel more relaxed.”; and “I was happy that we managed to complete all tasks together as a group

I felt so excited because the challenge was successful

October 2019

- 700 students took part over 10 days
- Students solved puzzles in the Learning Hub and virtually had to 'open the box'
- Feedback was very positive



edublogs Log Out My Sites LLS Open the Box Customise 0 + New Edit Page Enable Visual Builder Howdy, Paul

Welcome

- Clues on the Catalogue
- The Enigma at the Library Enquiry Desk
- The Invisible Library
- Journey into the Book Shelves
- On the Trail of the Borrowed Book
- Riddle at the Drop-In Area
- Secrets of the Silent Study


Welcome to 'Open the Box'

Hello, welcome to the 'Open the Box' challenge. Set out before you are **seven tasks** on the left (On a mobile device: click the 'three line' menu button above). These tasks will take you around the Learning Hub building and involve a mixture of puzzles, riddles and hidden answers. These will help you learn a little more about the Learning Hub and the various **Library Services**.

The tasks can be done in any order. As you complete each one you will discover a related **keyword**, which will be used to solve the **final challenge**. Write down the keyword that you are given (or take a photo with your phone), along with the icon for each task. You will need these for your final challenge.

Once you have completed all seven tasks, only **the final challenge** remains. Return to this Welcome page and click on the Final Challenge 'Open the Box' image to complete your mission. The Final Challenge will give you a final keyword. Enter the keyword into the [prize draw](#) to win a £50 Amazon voucher!

[Final Challenge \(PDF\)](#)



We'd love to hear your opinion

<https://mypad.northampton.ac.uk/opentheboxllsinduction/>

Results

Was the LLSOTBC a useful tool for student inductions?

Questions	Mean (sd)
Q1. I feel prepared to navigate my way around the Learning Hub	4.30 (0.54)
Q2. I know how to borrow a book	4.57 (0.68)
Q3. I feel prepared to use online books and journals	4.17 (0.87)
Q4. I know where the silent study area is	4.53 (0.68)
Q5. I enjoyed the 'open the box' activity	4.35 (0.65)

Results – qualitative themes (positives)

Finding out about the resources in the Learning Hub for themselves in a fun way

Meeting other students - teamwork

Results – qualitative themes (negatives)

Finished it too quickly

Too much walking – the stairs

The Problem! (NOW)



How can we adapt the existing model to induct students in 2020/21 to meet the challenges of online teaching?

Moving Forward – October 2020

- Slow release of activities?
- Leaderboard?
- Retain social aspect?
- Develop sense of belonging to the University

Example Puzzle: The Skills Hub Challenge

<https://skillshub.northampton.ac.uk/>

Read the riddle below, then browse the Skills Hub. Can you find the missing word? The missing word is the **keyword** for this challenge.

"The Skills Hub will help your **Academic Skills**, come here and **think critically**. Have you had a **lightbulb moment**? Move on to explore the _ _ _ _ _."

Thank you for listening.

Any Questions?

Contact us

Email

kate.coulson@northampton.ac.uk

paul.rice@northampton.ac.uk

Links

<https://skillshub.northampton.ac.uk/>

<https://mypad.northampton.ac.uk/opentheboxllsinduction/>

